

Dome Light OPT-RID series

Providing uniform and shadowless lighting, eliminating reflective and shadows, ideal choice for the shiny and curved surface.

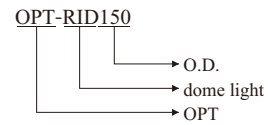


With sphere structure, lighting comes out from bottom and 360 degree reflective, the whole image result is very uniformity

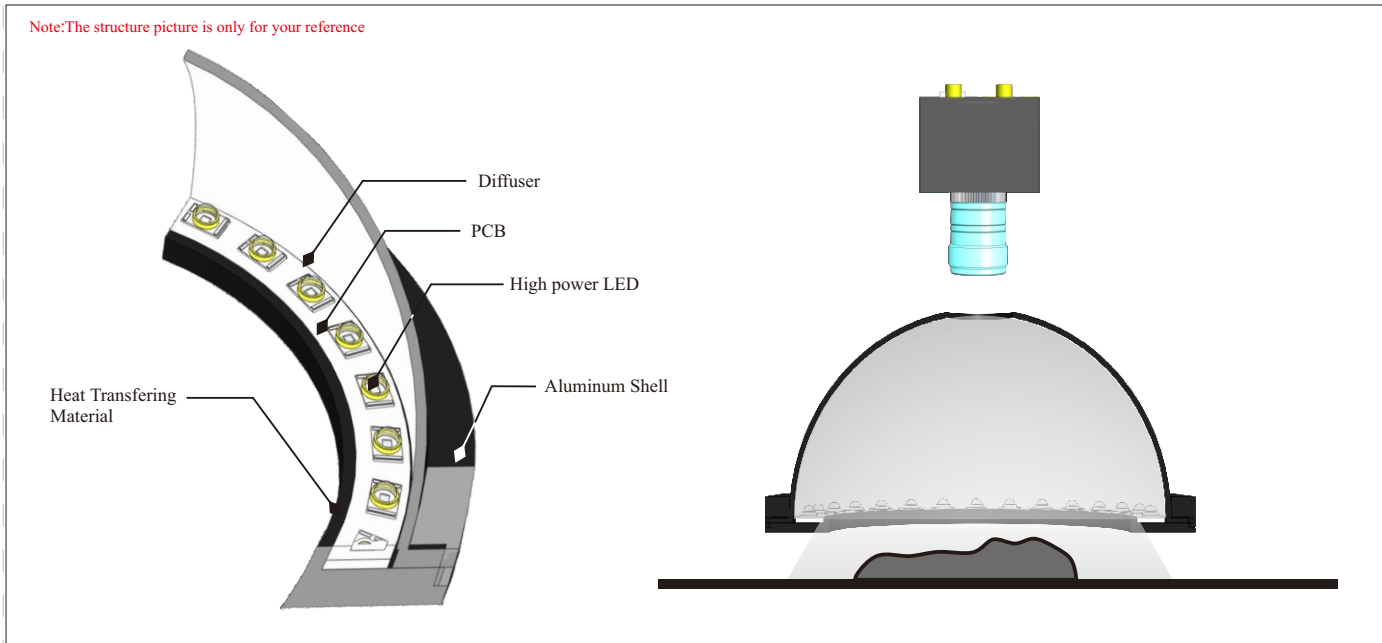
Application Area

- ◆ Inspection on the curved and uneven surface
- ◆ Highly reflective metal and glass surface inspection

Selection Guide




Note: The structure picture is only for your reference



Structure display and working way

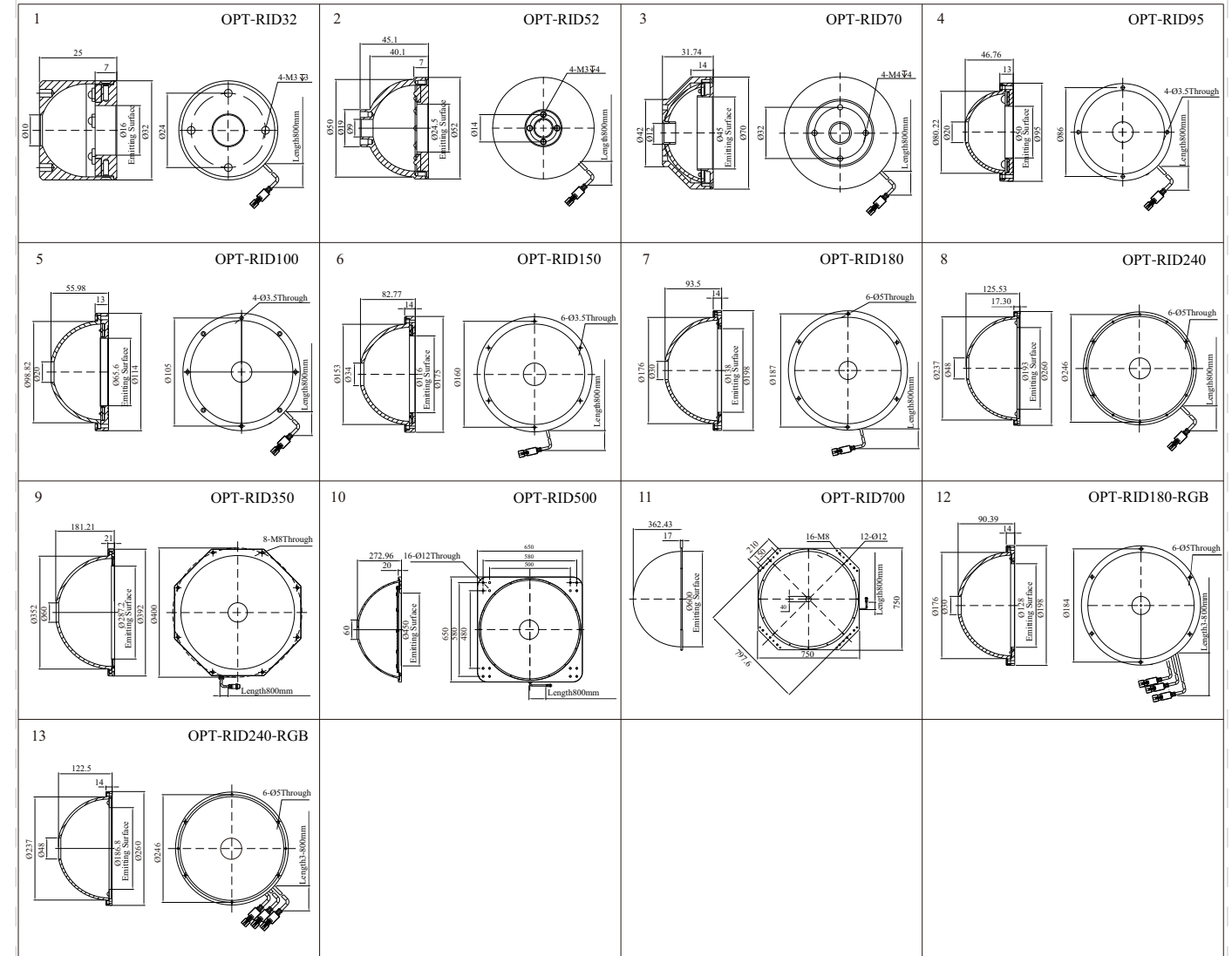
Application example



Model Table


Model	Output Power ●●○	Output Power ●●●	Color	Size
OPT-RID32	24V/5.2W	24V/5.2W	●●●●	1
OPT-RID52	24V/4.8W	24V/4.8W	●●●●	2
OPT-RID70	24V/1.9W	24V/0.6W	●●●●	3
OPT-RID95	24V/6.0W	24V/6.0W	●●●●	4
OPT-RID100	24V/6.0W	24V/6.0W	●●●●	5
OPT-RID150	24V/9.6W	24V/7.2W	●●●●	6
OPT-RID180	24V/9.6W	24V/9.6W	●●●●	7
OPT-RID240	24V/26.4W	24V/12.0W	●●●●	8
OPT-RID350	24V/43.2W	24V/26.4W	●●●●	9
OPT-RID500	24V/86.4W	24V/57.6W	●●●●	10
OPT-RID700	24V/96.0W	24V/86.4W	●●●●	11
OPT-RID180-RGB	24V/14.4W		●●●	12
OPT-RID240-RGB	24V/38.4W		●●●	13

Dimensional drawings(mm)



Flat Dome Light OPT-FC series

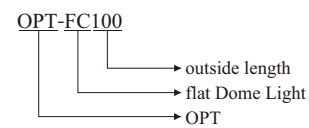
Flat dome light combined the function of shadowless light and coaxial light



Application Area

- ◆ The package inspection of food ,cigarette, etc
- ◆ The inspection and measurement on the electronic parts or shell .
- ◆ The inspection and identification on the high reflective and uneven surface

Selection Guide

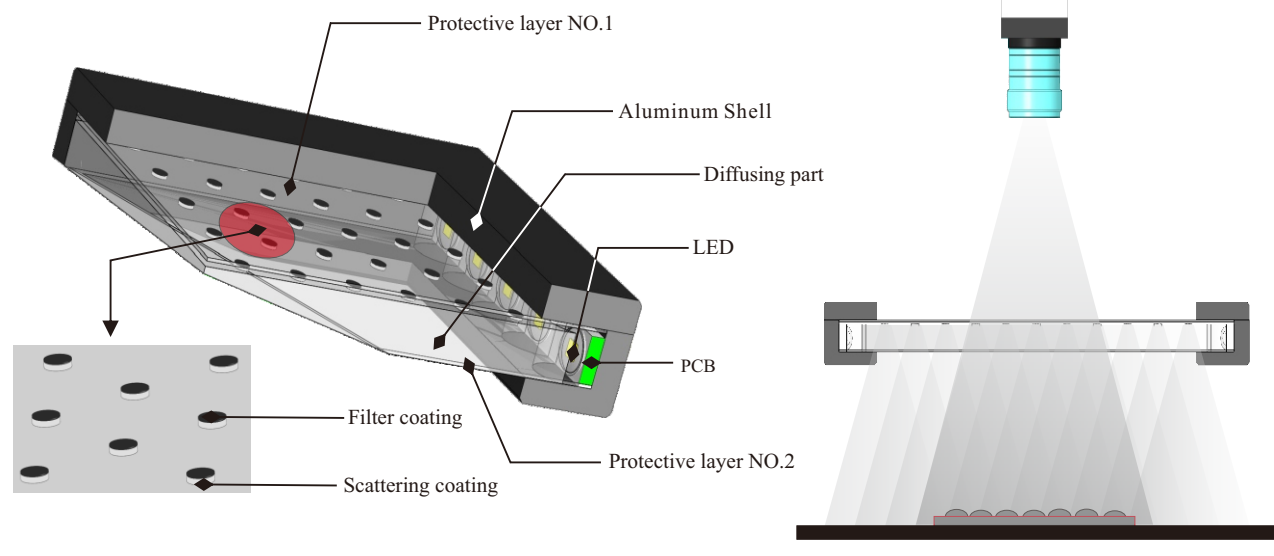


Diffusely illumination , highly-uniform illumination

A well combination of shadowless light and coaxial light illumination

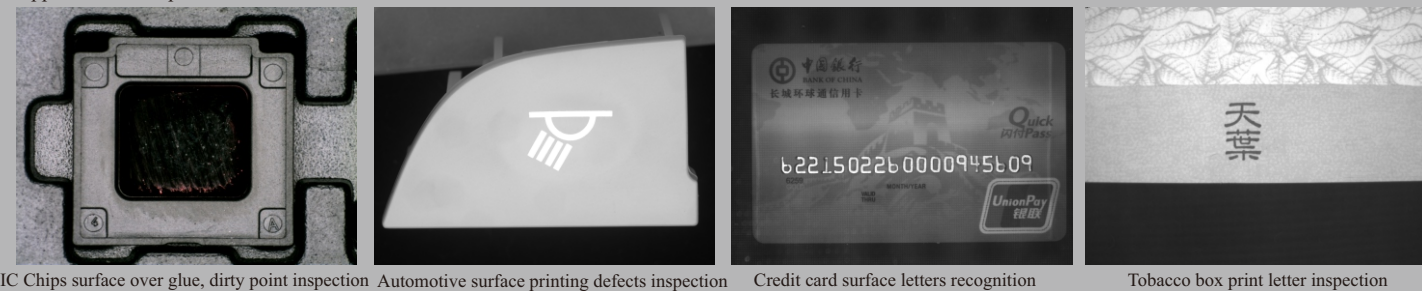
Easy-use and compact design

Note : The structure picture is only for your reference









Structure display and working way

Application example



Model Table

Model	Output Power 	Output Power 	Color	Size
OPT-FC100	24V/2.1W	24V/1.1W		1
OPT-FC143	24V/3.1W	24V/2.0W		2
OPT-FC180	24V/3.5W	24V/2.3W		3
OPT-FC240	24V/17.8W	24V/10.7W		4

Dimensional drawings(mm)

