

MV1-D1312-100-G2

The camera series MV1-D1312(I/I/E/C)-G2 is based on the Photonfocus A1312, A1312I and A1312IE CMOS image sensors with LinLog® technology

Features

- Photonfocus A1312 CMOS image sensor
- 1312 x 1082 pixel resolution
- Very good NIR spectral response
- Exceptional SNR up to 300: 1
- Dynamic range up to 120dB via LinLog®
- Up to 67fps @ full resolution
- Global shutter
- Available in monochrome, NIR, enhanced NIR and color
- Extended sensor and camera features
- Reduction of ROI in x- and y-direction increases frame rate
- Up to 12bit greyscale resolution
- Boardlevel and OEM solution available
- GigEVision interface



Quantum Efficiency Image Sensor

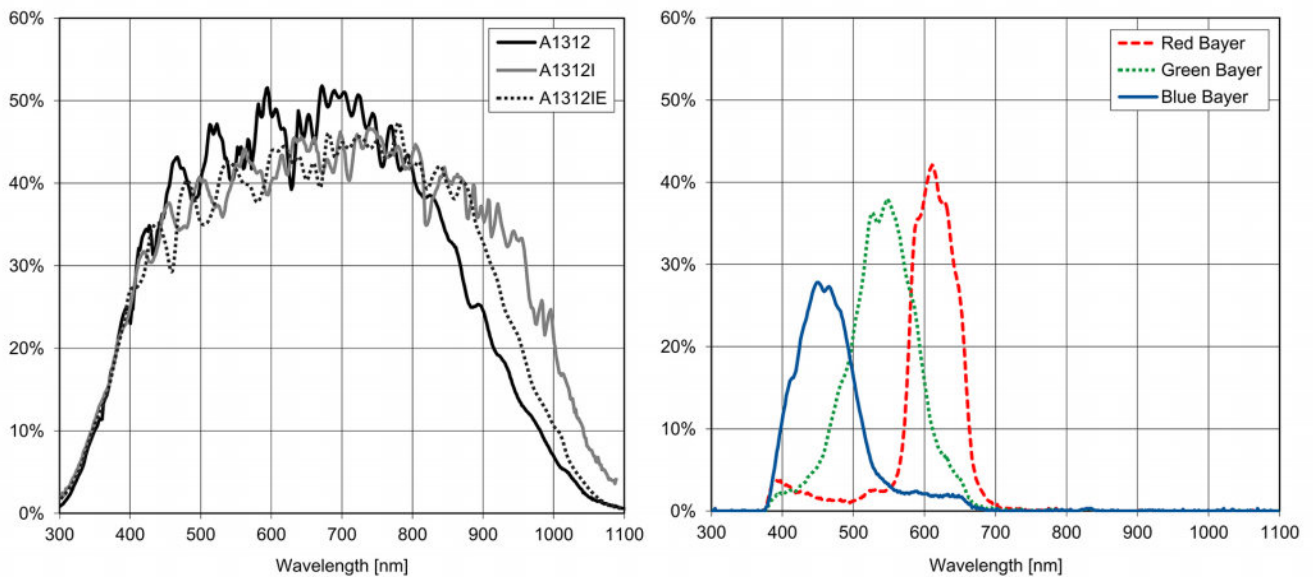


Image Sensor Specifications

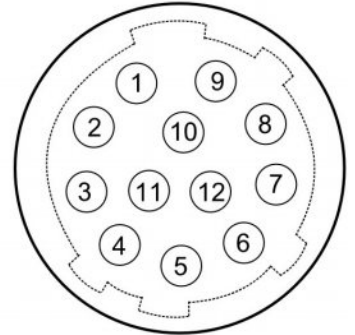
Manufacturer / Type	Photonfocus / A1312	
Technology	CMOS	
Optical format	1"	
Optical diagonal	13.6mm	
Resolution	1312 x 1082	
Pixel size	8µm x 8µm	
Active optical area	10.48mm x 8.64mm	
Dark current	4000e ⁻ /s	
Read out noise	110e ⁻	
Full well capacity / SNR	90ke ⁻ / 300: 1	
Spectral range	Monochrome:	< 350 to 980nm (to 10% of peak responsivity)
	NIR:	< 350 to 1100nm (to 10% of peak responsivity)
	NIR Enhanced:	< 320 to 1000nm (to 10% of peak responsivity)
	Color:	< 390 to 670nm (to 10% of peak responsivity)
Responsivity	Monochrome:	295 x 10 ³ DN / (J/m ²) @ 670nm / 8bit
	NIR:	305 x 10 ³ DN / (J/m ²) @ 850nm / 8bit
	NIR Enhanced:	305 x 10 ³ DN / (J/m ²) @ 850nm / 8bit
	Color:	190 x 10 ³ DN / (J/m ²) @ 625nm / 8bit
Quantum Efficiency	Monochrome:	> 50%
	NIR:	> 60%
	NIR Enhanced:	> 50%
	Color:	> 40%
Optical fill factor	> 60%	
Dynamic range	60dB in linear mode; 120dB with LinLog®	
Characteristic curve	Linear, LinLog®	
Shutter mode	Global shutter	

Camera Specifications

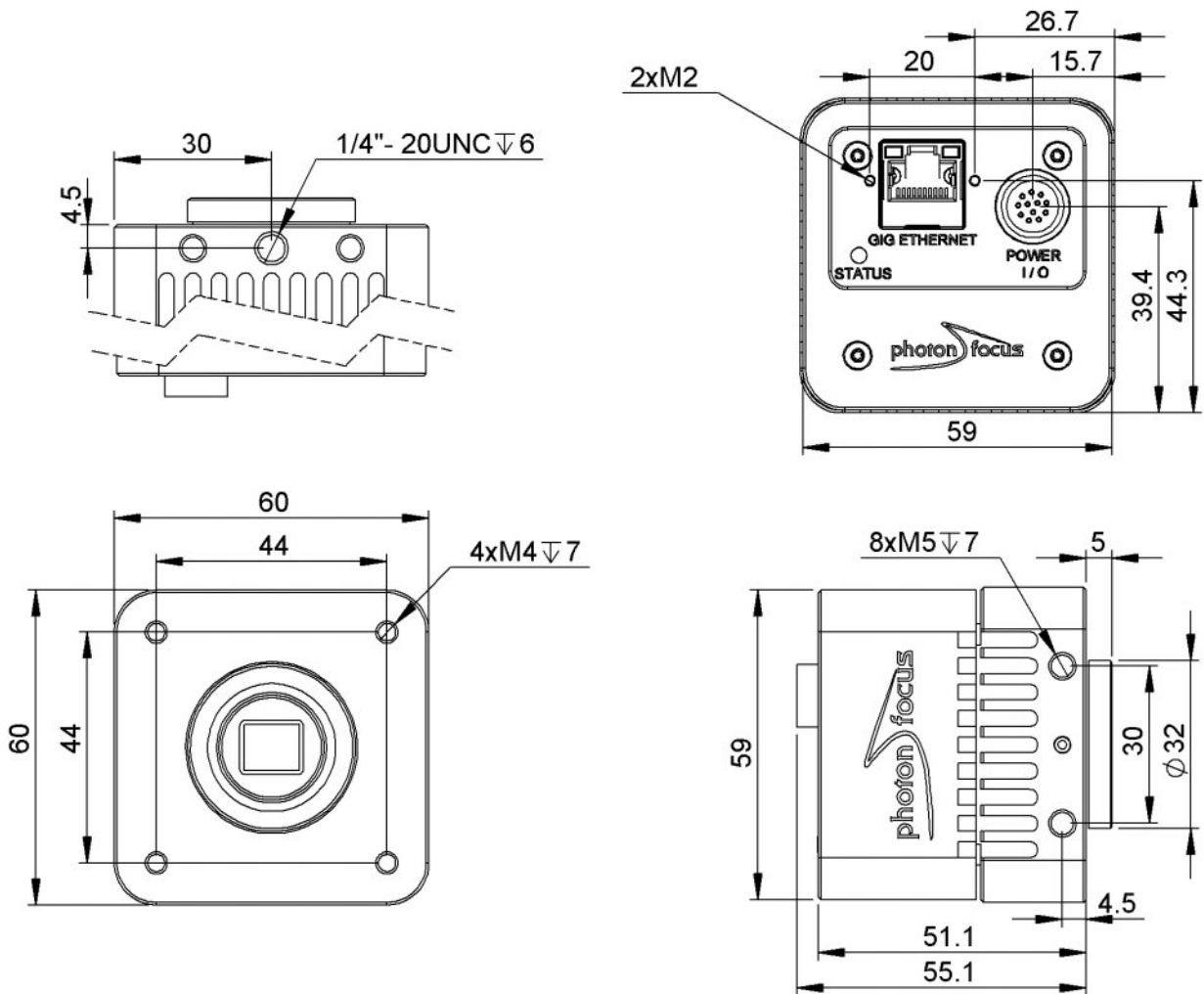
Interface	GigE
Frame rate	67fps
Pixel clock	50MHz
Camera taps	2
Greyscale resolution	8Bit / 10Bit / 12Bit
Fixed pattern noise (FPN)	< 1DN RMS @ 8bit
Exposure time range	10µs - 671ms
Analog gain	n/a
Digital gain	0.1 to 15.99 (FineGain)
Trigger Modes	Free running (non triggered), external Trigger, SWTrigger
Features	Configurable region of interest (ROI), Up to 512 regions of interest (MROI), Decimation in y-direction, Image correction, 2 look-up tables (12-to-8Bit) on user-defined image region (Region-LUT), Constant frame rate independent of exposure time, Crosshairs overlay on the image, 3x3 convolver for image preprocessing, Temperature monitoring of sensor and camera, Camera informations readable over SDK, Ultra low trigger delay and low trigger jitter, Extended trigger input and strobe output functionality, Status line in picture
Operation temperature / moisture	0°C ... + 50°C / 20% ... 80%
Storage temperature / moisture	-25°C ... 60°C / 20% ... 95%
Power supply	+12VDC (-10%) ... +24VDC (+10%)
Power consumption	< 4.9W
Lens mount	C-Mount (CS-Mount optional)
I/O Inputs	2x Opto-isolated 2x RS-422 Opto-isolated
I/O Outputs	2x Opto-isolated
Dimensions	60 x 60 x 51mm ³
Mass	310g
Connector I/O (Power)	Hirose 12-pole (mating plug HR10A-10P-12S)
Connector Interface	RJ-45
Conformity	CE / RoHS / WEEE
IP Code	IP20

Connectors

Pin	I/O Type	Name	Description
1	PWR	CAMERA_GND	Camera GND 0V
2	PWR	CAMERA_PWR	Camera Power 12V... 24V
3	O	ISO_OUT0	Default Strobe out, internally Pulled up to ISO_PWR with 4k7 Resistor
4	I	ISO_INC0_N	INC0 differential input (G2: RS-422, H2: HTL), negative polarity
5	I	ISO_INC0_P	INC0 differential input (G2: RS-422, H2: HTL), positive polarity
6	PWR	ISO_PWR	Power supply 5V... 24V for output signals
7	I	ISO_IN0	IN0 input signal
8	O	ISO_OUT1 (MISC)	Q1 output from PLC, no Pull up to ISO_PWR; can be used as additional output (by adding Pull up) or as controllable switch (max. 100mA, no capacitive or inductive load)
9	I	ISO_IN1(Trigger IN)	Default Trigger IN
10	I	ISO_INC1_N	INC1 differential input (G2: RS-422, H2: HTL), negative polarity
11	I	ISO_INC1_P	INC1 differential input (G2: RS-422, H2: HTL), positive polarity
12	PWR	ISO_GND	I/O GND 0V



Dimensions



Explanation

DN	DigitalNumber (equals to LSB)
e ⁻	Electrons

Order Information

MV1-D1312-100-G2-12	BW model
MV1-D1312I-100-G2-12	NIR model
MV1-D1312IE-100-G2-12	NIR-Enhanced model
MV1-D1312C-100-G2-12	Color model

Compatibility



Photonfocus AG
Bahnhofplatz 10
CH-8853 Lachen SZ
Switzerland

Phone: +41 55 451 00 00
www.photonfocus.com
info@photonfocus.com

MV1-D1312-80-G2

The camera series MV1-D1312(I/I/E/C)-G2 is based on the Photonfocus A1312, A1312I and A1312IE CMOS image sensors with LinLog® technology

Features

- Photonfocus A1312 CMOS image sensor
- 1312 x 1082 pixel resolution
- Very good NIR spectral response
- Exceptional SNR up to 300: 1
- Dynamic range up to 120dB via LinLog®
- Up to 54fps @ full resolution
- Global shutter
- Available in monochrome, NIR, enhanced NIR and color
- Extended sensor and camera features
- Reduction of ROI in x- and y-direction increases frame rate
- Up to 12bit greyscale resolution
- Boardlevel and OEM solution available
- GigEVision interface



Quantum Efficiency Image Sensor

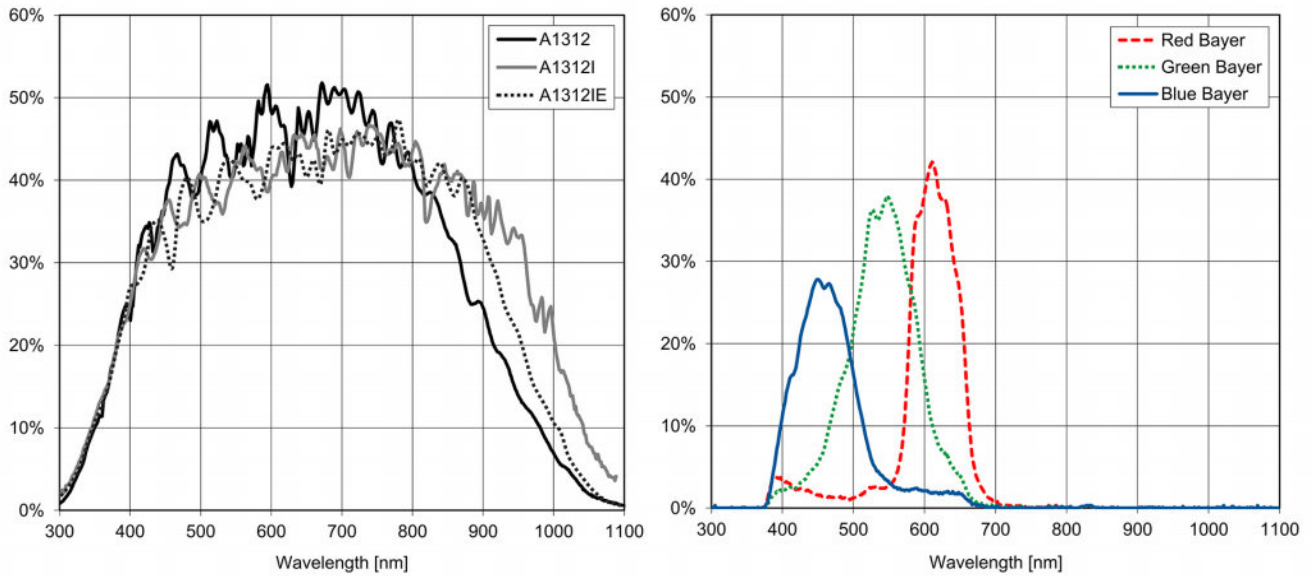


Image Sensor Specifications

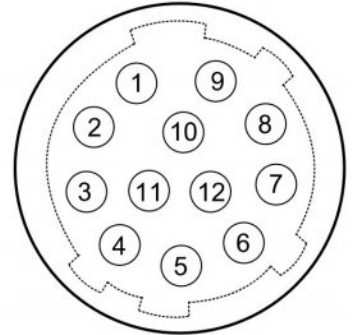
Manufacturer / Type	Photonfocus / A1312	
Technology	CMOS	
Optical format	1"	
Optical diagonal	13.6mm	
Resolution	1312 x 1082	
Pixel size	8µm x 8µm	
Active optical area	10.48mm x 8.64mm	
Dark current	4000e ⁻ /s	
Read out noise	110e ⁻	
Full well capacity / SNR	90ke ⁻ / 300: 1	
Spectral range	Monochrome:	< 350 to 980nm (to 10% of peak responsivity)
	NIR:	< 350 to 1100nm (to 10% of peak responsivity)
	NIR Enhanced:	< 320 to 1000nm (to 10% of peak responsivity)
	Color:	< 390 to 670nm (to 10% of peak responsivity)
Responsivity	Monochrome:	295 x 10 ³ DN / (J/m ²) @ 670nm / 8bit
	NIR:	305 x 10 ³ DN / (J/m ²) @ 850nm / 8bit
	NIR Enhanced:	305 x 10 ³ DN / (J/m ²) @ 850nm / 8bit
	Color:	190 x 10 ³ DN / (J/m ²) @ 625nm / 8bit
Quantum Efficiency	Monochrome:	> 50%
	NIR:	> 60%
	NIR Enhanced:	> 50%
	Color:	> 40%
Optical fill factor	> 60%	
Dynamic range	60dB in linear mode; 120dB with LinLog®	
Characteristic curve	Linear, LinLog®	
Shutter mode	Global shutter	

Camera Specifications

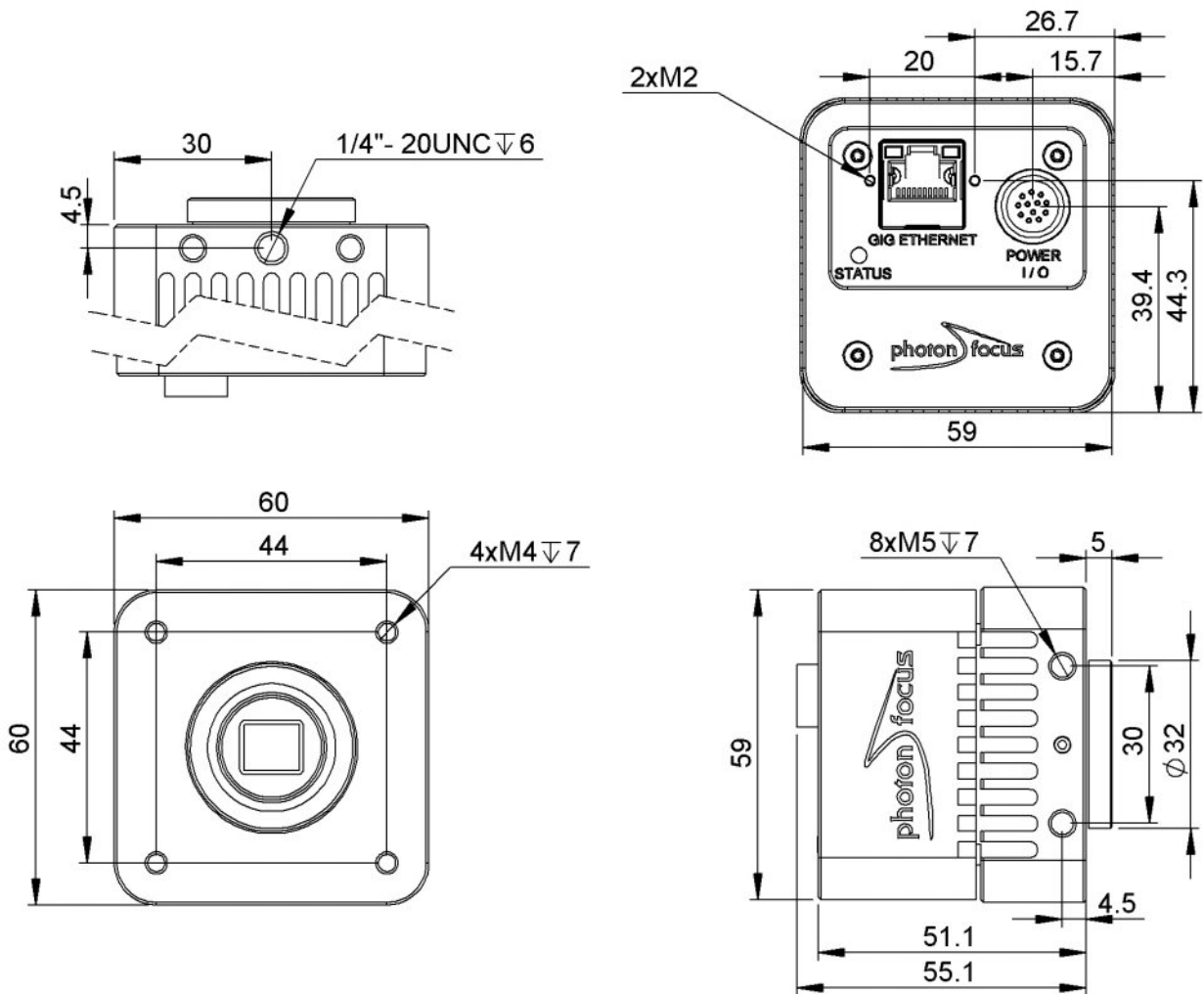
Interface	GigE
Frame rate	54fps
Pixel clock	40MHz
Camera taps	2
Greyscale resolution	8Bit / 10Bit / 12Bit
Fixed pattern noise (FPN)	< 1DN RMS @ 8bit
Exposure time range	10µs - 838ms
Analog gain	n/a
Digital gain	0.1 to 15.99 (FineGain)
Trigger Modes	Free running (non triggered), external Trigger, SWTrigger
Features	Configurable region of interest (ROI), Up to 512 regions of interest (MROI), Decimation in y-direction, Image correction, 2 look-up tables (12-to-8Bit) on user-defined image region (Region-LUT), Constant frame rate independent of exposure time, Crosshairs overlay on the image, 3x3 convolver for image preprocessing, Temperature monitoring of sensor and camera, Camera informations readable over SDK, Ultra low trigger delay and low trigger jitter, Extended trigger input and strobe output functionality, Status line in picture
Operation temperature / moisture	0°C ... + 50°C / 20% ... 80%
Storage temperature / moisture	-25°C ... 60°C / 20% ... 95%
Power supply	+12VDC (-10%) ... +24VDC (+10%)
Power consumption	< 5.0W
Lens mount	C-Mount (CS-Mount optional)
I/O Inputs	2x Opto-isolated 2x RS-422 Opto-isolated
I/O Outputs	2x Opto-isolated
Dimensions	60 x 60 x 51mm ³
Mass	310g
Connector I/O (Power)	Hirose 12-pole (mating plug HR10A-10P-12S)
Connector Interface	RJ-45
Conformity	CE / RoHS / WEEE
IP Code	IP20

Connectors

Pin	I/O Type	Name	Description
1	PWR	CAMERA_GND	Camera GND 0V
2	PWR	CAMERA_PWR	Camera Power 12V... 24V
3	O	ISO_OUT0	Default Strobe out, internally Pulled up to ISO_PWR with 4k7 Resistor
4	I	ISO_INC0_N	INC0 differential input (G2: RS-422, H2: HTL), negative polarity
5	I	ISO_INC0_P	INC0 differential input (G2: RS-422, H2: HTL), positive polarity
6	PWR	ISO_PWR	Power supply 5V... 24V for output signals
7	I	ISO_IN0	IN0 input signal
8	O	ISO_OUT1 (MISC)	Q1 output from PLC, no Pull up to ISO_PWR; can be used as additional output (by adding Pull up) or as controllable switch (max. 100mA, no capacitive or inductive load)
9	I	ISO_IN1(Trigger IN)	Default Trigger IN
10	I	ISO_INC1_N	INC1 differential input (G2: RS-422, H2: HTL), negative polarity
11	I	ISO_INC1_P	INC1 differential input (G2: RS-422, H2: HTL), positive polarity
12	PWR	ISO_GND	I/O GND 0V



Dimensions



Explanation

DN	DigitalNumber (equals to LSB)
e ⁻	Electrons

Order Information

MV1-D1312-80-G2-12	BW model
MV1-D1312I-80-G2-12	NIR model
MV1-D1312IE-80-G2-12	NIR-Enhanced model
MV1-D1312C-80-G2-12	Color model

Compatibility



Photonfocus AG
Bahnhofplatz 10
CH-8853 Lachen SZ
Switzerland

Phone: +41 55 451 00 00
www.photonfocus.com
info@photonfocus.com

MV1-D1312-40-G2

The camera series MV1-D1312(I/I/E/C)-G2 is based on the Photonfocus A1312, A1312I and A1312IE CMOS image sensors with LinLog® technology

Features

- Photonfocus A1312 CMOS image sensor
- 1312 x 1082 pixel resolution
- Very good NIR spectral response
- Exceptional SNR up to 300: 1
- Dynamic range up to 120dB via LinLog®
- Up to 27fps @ full resolution
- Global shutter
- Available in monochrome, NIR, enhanced NIR and color
- Extended sensor and camera features
- Reduction of ROI in x- and y-direction increases frame rate
- Up to 12bit greyscale resolution
- Boardlevel and OEM solution available
- GigEVision interface



Quantum Efficiency Image Sensor

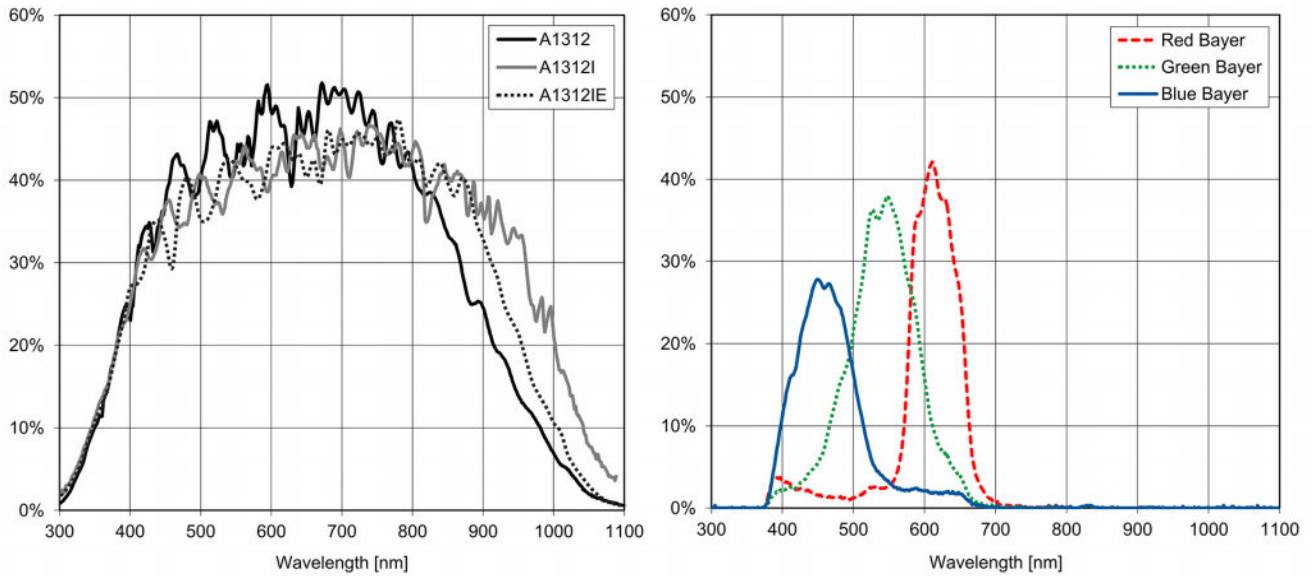


Image Sensor Specifications

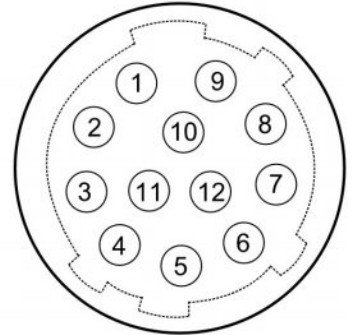
Manufacturer / Type	Photonfocus / A1312	
Technology	CMOS	
Optical format	1"	
Optical diagonal	13.6mm	
Resolution	1312 x 1082	
Pixel size	8µm x 8µm	
Active optical area	10.48mm x 8.64mm	
Dark current	4000e ⁻ /s	
Read out noise	110e ⁻	
Full well capacity / SNR	90ke ⁻ / 300: 1	
Spectral range	Monochrome:	< 350 to 980nm (to 10% of peak responsivity)
	NIR:	< 350 to 1100nm (to 10% of peak responsivity)
	NIR Enhanced:	< 320 to 1000nm (to 10% of peak responsivity)
	Color:	< 390 to 670nm (to 10% of peak responsivity)
Responsivity	Monochrome:	295 x 10 ³ DN / (J/m ²) @ 670nm / 8bit
	NIR:	305 x 10 ³ DN / (J/m ²) @ 850nm / 8bit
	NIR Enhanced:	305 x 10 ³ DN / (J/m ²) @ 850nm / 8bit
	Color:	190 x 10 ³ DN / (J/m ²) @ 625nm / 8bit
Quantum Efficiency	Monochrome:	> 50%
	NIR:	> 60%
	NIR Enhanced:	> 50%
	Color:	> 40%
Optical fill factor	> 60%	
Dynamic range	60dB in linear mode; 120dB with LinLog®	
Characteristic curve	Linear, LinLog®	
Shutter mode	Global shutter	

Camera Specifications

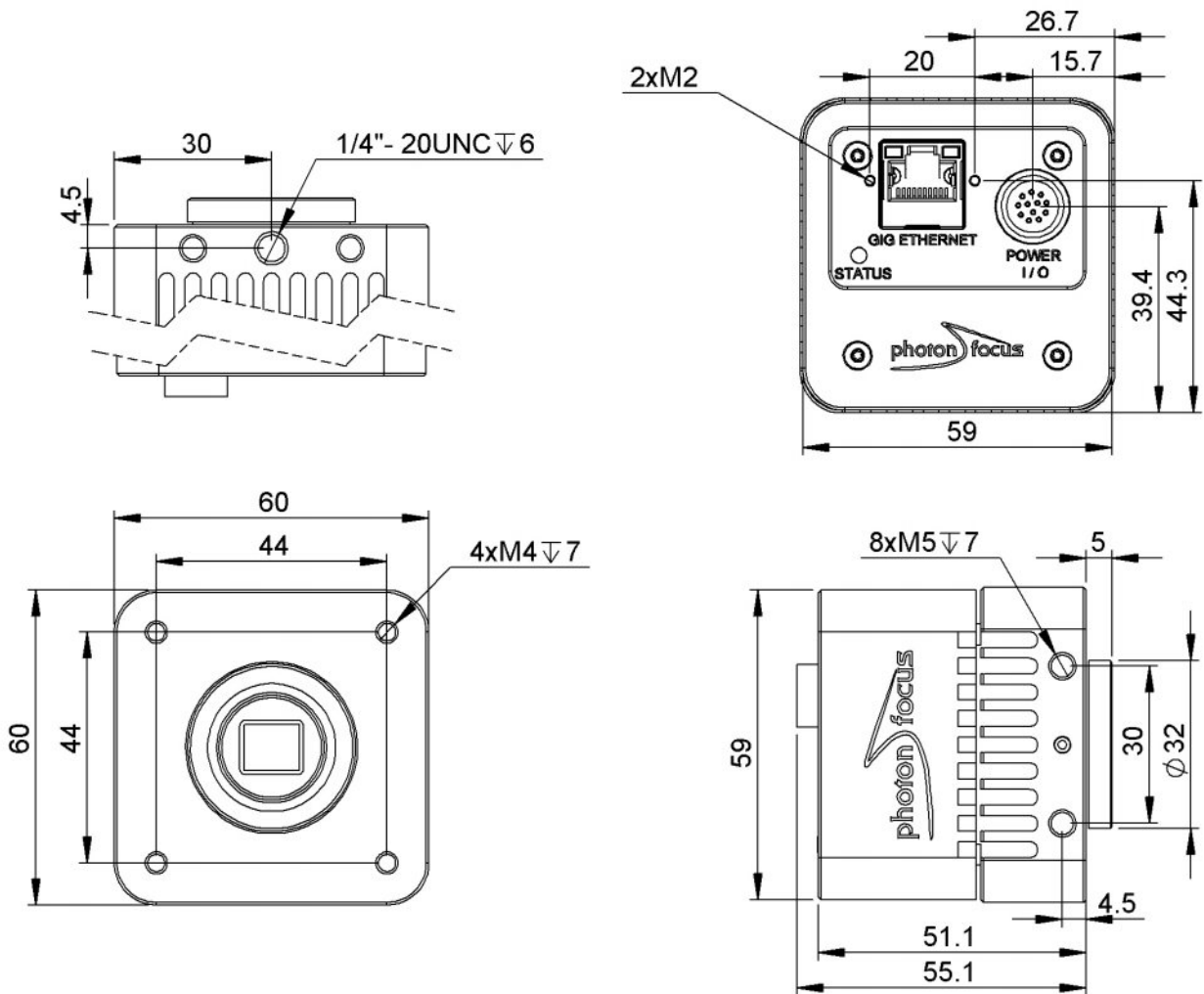
Interface	GigE
Frame rate	27fps
Pixel clock	40MHz
Camera taps	1
Greyscale resolution	8Bit / 10Bit / 12Bit
Fixed pattern noise (FPN)	< 1DN RMS @ 8bit
Exposure time range	10µs - 1667ms
Analog gain	n/a
Digital gain	0.1 to 15.99 (FineGain)
Trigger Modes	Free running (non triggered), external Trigger, SWTrigger
Features	Configurable region of interest (ROI), Up to 512 regions of interest (MROI), Decimation in y-direction, Image correction, 2 look-up tables (12-to-8Bit) on user-defined image region (Region-LUT), Constant frame rate independent of exposure time, Crosshairs overlay on the image, 3x3 convolver for image preprocessing, Temperature monitoring of sensor and camera, Camera informations readable over SDK, Ultra low trigger delay and low trigger jitter, Extended trigger input and strobe output functionality, Status line in picture
Operation temperature / moisture	0°C ... + 50°C / 20% ... 80%
Storage temperature / moisture	-25°C ... 60°C / 20% ... 95%
Power supply	+12VDC (-10%) ... +24VDC (+10%)
Power consumption	< 4.4W
Lens mount	C-Mount (CS-Mount optional)
I/O Inputs	2x Opto-isolated 2x RS-422 Opto-isolated
I/O Outputs	2x Opto-isolated
Dimensions	60 x 60 x 51mm ³
Mass	310g
Connector I/O (Power)	Hirose 12-pole (mating plug HR10A-10P-12S)
Connector Interface	RJ-45
Conformity	CE / RoHS / WEEE
IP Code	IP20

Connectors

Pin	I/O Type	Name	Description
1	PWR	CAMERA_GND	Camera GND 0V
2	PWR	CAMERA_PWR	Camera Power 12V... 24V
3	O	ISO_OUT0	Default Strobe out, internally Pulled up to ISO_PWR with 4k7 Resistor
4	I	ISO_INC0_N	INC0 differential input (G2: RS-422, H2: HTL), negative polarity
5	I	ISO_INC0_P	INC0 differential input (G2: RS-422, H2: HTL), positive polarity
6	PWR	ISO_PWR	Power supply 5V... 24V for output signals
7	I	ISO_IN0	IN0 input signal
8	O	ISO_OUT1 (MISC)	Q1 output from PLC, no Pull up to ISO_PWR; can be used as additional output (by adding Pull up) or as controllable switch (max. 100mA, no capacitive or inductive load)
9	I	ISO_IN1(Trigger IN)	Default Trigger IN
10	I	ISO_INC1_N	INC1 differential input (G2: RS-422, H2: HTL), negative polarity
11	I	ISO_INC1_P	INC1 differential input (G2: RS-422, H2: HTL), positive polarity
12	PWR	ISO_GND	I/O GND 0V



Dimensions



Explanation

DN	DigitalNumber (equals to LSB)
e ⁻	Electrons

Order Information

MV1-D1312-40-G2-12	BW model
MV1-D1312I-40-G2-12	NIR model
MV1-D1312IE-40-G2-12	NIR-Enhanced model
MV1-D1312C-40-G2-12	Color model

Compatibility



Photonfocus AG
Bahnhofplatz 10
CH-8853 Lachen SZ
Switzerland

Phone: +41 55 451 00 00
www.photonfocus.com
info@photonfocus.com