

## MV1-D1024E-160-CL

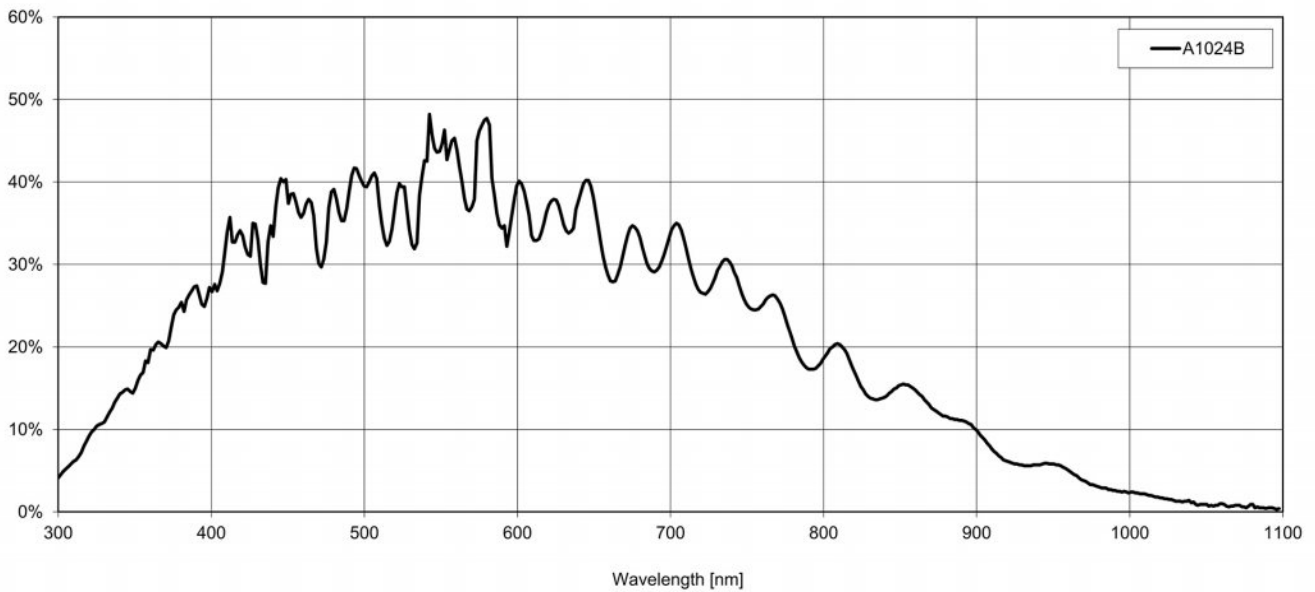
The camera series MV1-D1024E-CL is based on the Photonfocus A1024B CMOS image sensor with LinLog® technology

### Features

- Photonfocus A1024B CMOS image sensor
- 1024 x 1024 pixel resolution
- Exceptional SNR up to 447: 1
- Dynamic range up to 120dB via LinLog®
- Up to 150fps @ full resolution
- Global shutter
- Monochrome
- Extended sensor and camera features
- Reduction of ROI in x- and y-direction increases frame rate
- Up to 12bit greyscale resolution
- Boardlevel and OEM solution available
- CameraLink® interface



## Quantum Efficiency Image Sensor



## Image Sensor Specifications

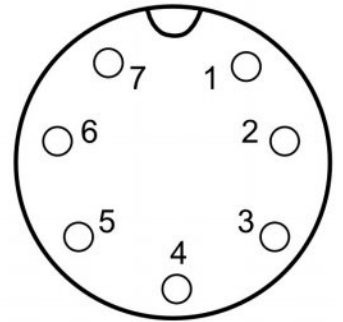
Manufacturer / Type	Photonfocus / A1024
Technology	CMOS
Optical format	1"
Optical diagonal	15.42mm
Resolution	1024 x 1024
Pixel size	10.6µm x 10.6µm
Active optical area	10.9mm x 10.9mm
Dark current	107'000e <sup>-</sup> /s
Read out noise	220e <sup>-</sup>
Full well capacity / SNR	200ke <sup>-</sup> / 447: 1
Spectral range	Monochrome: < 400 to 900nm (to 10% of peak responsivity)
Responsivity	Monochrome: 120 x 10 <sup>3</sup> DN / (J/m <sup>2</sup> ) @ 610nm / 8bit
Quantum Efficiency	Monochrome: > 45%
Optical fill factor	35%
Dynamic range	60dB in linear mode; 120dB with LinLog®
Characteristic curve	Linear, LinLog®, Skimming
Shutter mode	Global shutter

## Camera Specifications

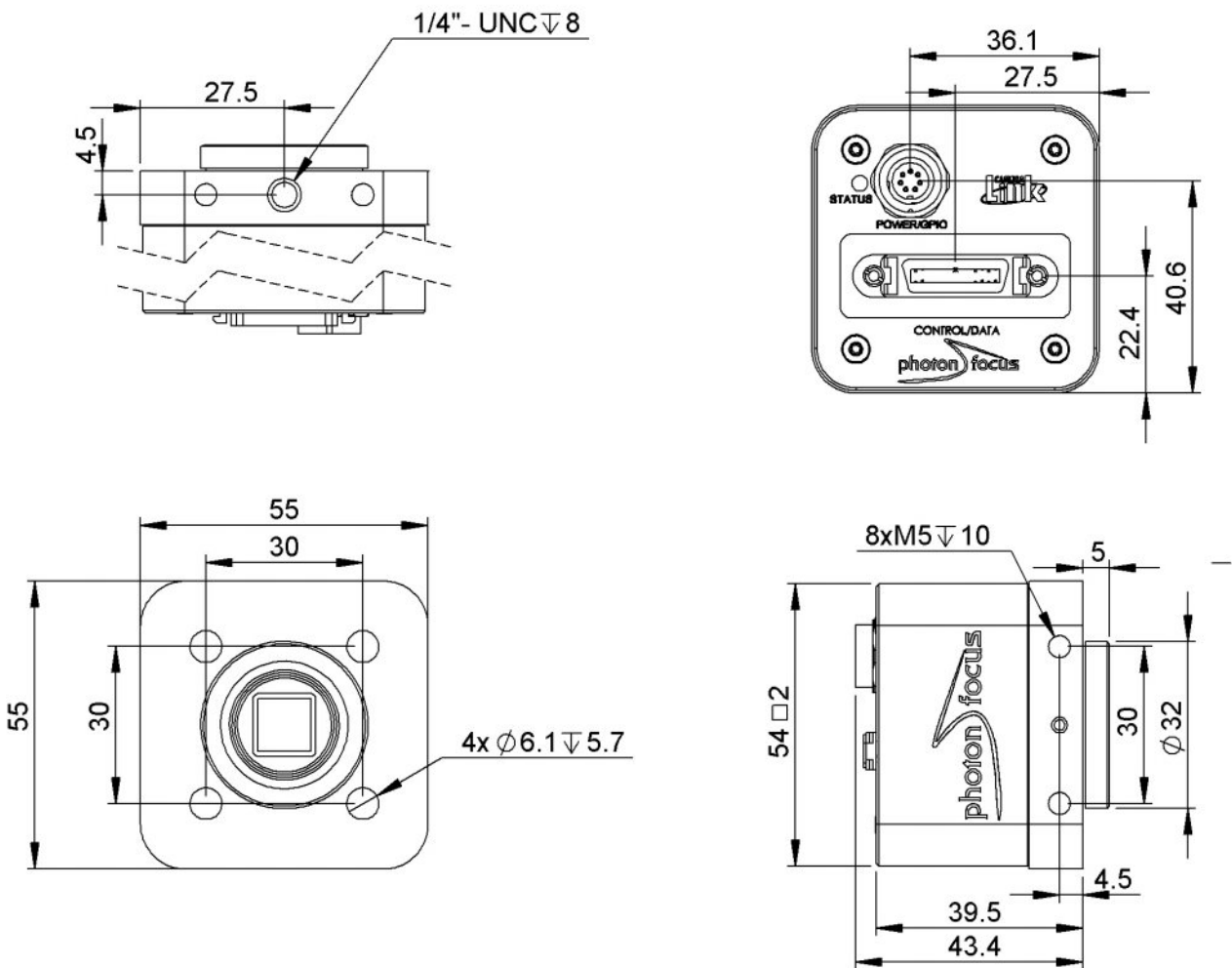
Interface	CameraLink
Frame rate	150fps
Pixel clock	80MHz
Camera taps	2
Greyscale resolution	8Bit / 10Bit / 12Bit
Fixed pattern noise (FPN)	< 1DN RMS @ 8bit
Exposure time range	10µs - 419ms
Analog gain	n/a
Digital gain	0.1 to 15.99 (FineGain)
Trigger Modes	Free running (non triggered), external Trigger, SWTrigger
Features	Configurable region of interest (ROI), Up to 512 regions of interest (MROI), Decimation in y-direction, Image correction, 2 look-up tables (12-to-8Bit) on user-defined image region (Region-LUT), Constant frame rate independent of exposure time, Crosshairs overlay on the image, Temperature monitoring of camera, Camera informations readable over SDK, Ultra low trigger delay and low trigger jitter, Extended trigger input and strobe output functionality, Status line in picture
Operation temperature / moisture	0°C ... + 50°C / 20% ... 80%
Storage temperature / moisture	-25°C ... 60°C / 20% ... 95%
Power supply	+12VDC (-10%) ... +12VDC (+10%)
Power consumption	< 3.2W
Lens mount	C-Mount (CS-Mount optional)
I/O Inputs	1x Opto-isolated
I/O Outputs	1x Opto-isolated
Dimensions	55 x 55 x 40mm <sup>3</sup>
Mass	210g
Connector I/O (Power)	Binder 7-pole (mating plug 99-0421-00-07)
Connector Interface	CameraLink Base (MDR)
Conformity	CE / RoHS / WEEE
IP Code	IP20

## Connectors

Pin	I/O Type	Name	Description
1	PWR	CAMERA_PWR	Camera Power 12VDC
2	PWR	CAMERA_GND	Camera GND 0V
3	O	RESERVED	Do not connect
4	PWR	STROBE-VDD	+5 ... +15 VDC
5	O	STROBE	Strobe control (opto-isolated)
6	I	TRIGGER	External trigger (opto-isolated), +5 .. +15VDC
7	PWR	GROUND	Signal ground (for opto-isolated strobe signal)



## Dimensions



## Explanation

DN	DigitalNumber (equals to LSB)
e <sup>-</sup>	Electrons

## Order Information

MV1-D1024E-160-CL-12	BW model
----------------------	----------

**Photonfocus AG**  
Bahnhofplatz 10  
CH-8853 Lachen SZ  
Switzerland

Phone: +41 55 451 00 00  
[www.photonfocus.com](http://www.photonfocus.com)  
[info@photonfocus.com](mailto:info@photonfocus.com)

## MV1-D1024E-80-G2

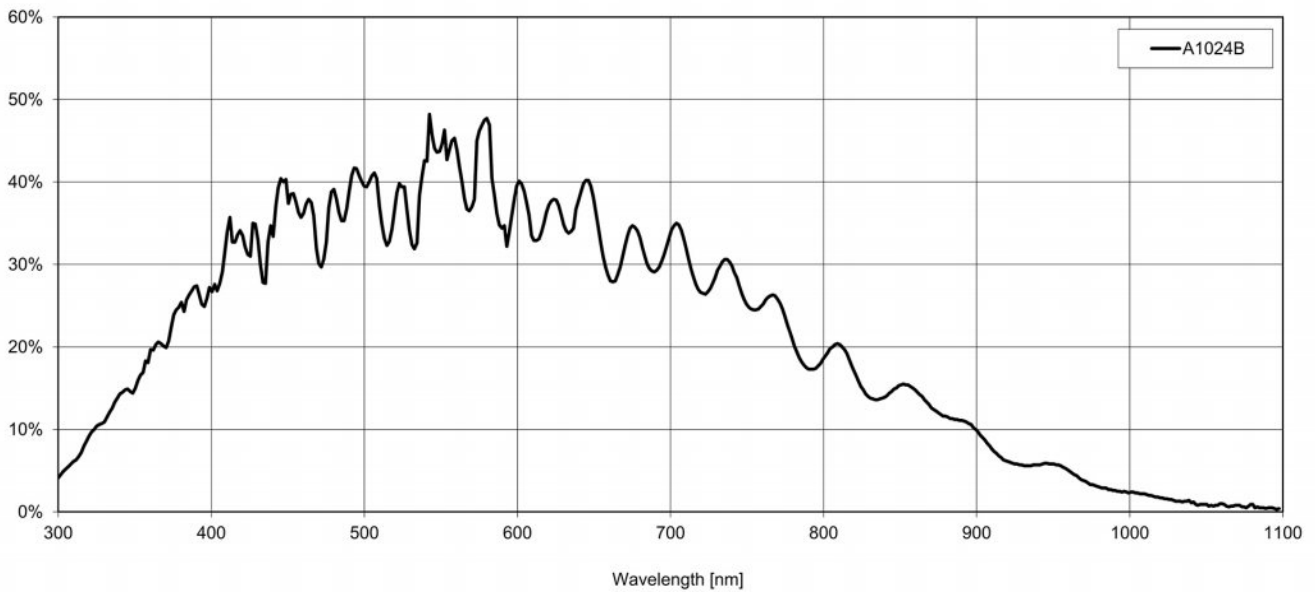
The camera series MV1-D1024E-G2 is based on the Photonfocus A1024B CMOS image sensor with LinLog® technology

### Features

- Photonfocus A1024B CMOS image sensor
- 1024 x 1024 pixel resolution
- Exceptional SNR up to 447: 1
- Dynamic range up to 120dB via LinLog®
- Up to 150fps @ full resolution
- Global shutter
- Monochrome
- Extended sensor and camera features
- Reduction of ROI in x- and y-direction increases frame rate
- Up to 12bit greyscale resolution
- Boardlevel and OEM solution available
- GigEVision interface



## Quantum Efficiency Image Sensor



## Image Sensor Specifications

Manufacturer / Type	Photonfocus / A1024
Technology	CMOS
Optical format	1"
Optical diagonal	15.42mm
Resolution	1024 x 1024
Pixel size	10.6µm x 10.6µm
Active optical area	10.9mm x 10.9mm
Dark current	107'000e <sup>-</sup> /s
Read out noise	220e <sup>-</sup>
Full well capacity / SNR	200ke <sup>-</sup> / 447: 1
Spectral range	Monochrome: < 400 to 900nm (to 10% of peak responsivity)
Responsivity	Monochrome: 120 x 10 <sup>3</sup> DN / (J/m <sup>2</sup> ) @ 610nm / 8bit
Quantum Efficiency	Monochrome: > 45%
Optical fill factor	35%
Dynamic range	60dB in linear mode; 120dB with LinLog®
Characteristic curve	Linear, LinLog®, Skimming
Shutter mode	Global shutter

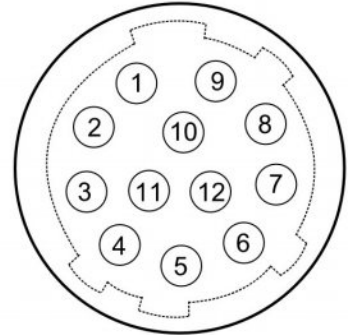
## Camera Specifications

Interface	GigE
Frame rate	75fps
Pixel clock	40MHz
Camera taps	2
Greyscale resolution	8Bit / 10Bit / 12Bit
Fixed pattern noise (FPN)	< 1DN RMS @ 8bit
Exposure time range	10µs - 838ms
Analog gain	n/a
Digital gain	0.1 to 15.99 (FineGain)
Trigger Modes	Free running (non triggered), external Trigger, SWTrigger
Features	Configurable region of interest (ROI), Up to 512 regions of interest (MROI), Decimation in y-direction, Image correction, 2 look-up tables (12-to-8Bit) on user-defined image region (Region-LUT), Constant frame rate independent of exposure time, Crosshairs overlay on the image, Temperature monitoring of camera, Camera informations readable over SDK, Ultra low trigger delay and low trigger jitter, Extended trigger input and strobe output functionality, Status line in picture
Operation temperature / moisture	0°C ... + 50°C / 20% ... 80%
Storage temperature / moisture	-25°C ... 60°C / 20% ... 95%
Power supply	+12VDC (-10%) ... +24VDC (+10%)
Power consumption	< 4.8W
Lens mount	C-Mount (CS-Mount optional)
I/O Inputs	2x Opto-isolated 2x RS-422 Opto-isolated
I/O Outputs	2x Opto-isolated
Dimensions	55 x 55 x 49mm <sup>3</sup>
Mass	260g
Connector I/O (Power)	Hirose 12-pole (mating plug HR10A-10P-12S)
Connector Interface	RJ-45
Conformity	CE / RoHS / WEEE
IP Code	IP20

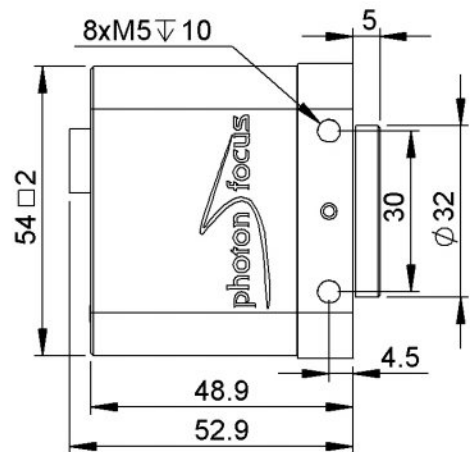
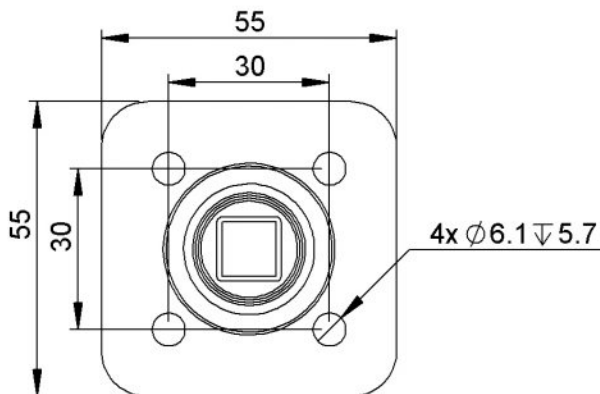
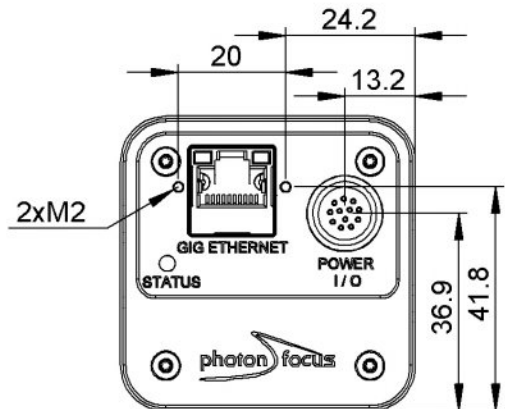
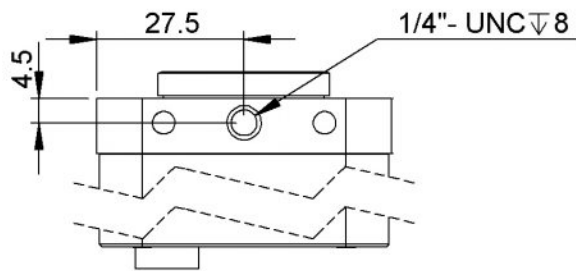


## Connectors

Pin	I/O Type	Name	Description
1	PWR	CAMERA_GND	Camera GND 0V
2	PWR	CAMERA_PWR	Camera Power 12V... 24V
3	O	ISO_OUT0	Default Strobe out, internally Pulled up to ISO_PWR with 4k7 Resistor
4	I	ISO_INC0_N	INC0 differential input (G2: RS-422, H2: HTL), negative polarity
5	I	ISO_INC0_P	INC0 differential input (G2: RS-422, H2: HTL), positive polarity
6	PWR	ISO_PWR	Power supply 5V... 24V for output signals
7	I	ISO_IN0	IN0 input signal
8	O	ISO_OUT1 (MISC)	Q1 output from PLC, no Pull up to ISO_PWR; can be used as additional output (by adding Pull up) or as controllable switch (max. 100mA, no capacitive or inductive load)
9	I	ISO_IN1(Trigger IN)	Default Trigger IN
10	I	ISO_INC1_N	INC1 differential input (G2: RS-422, H2: HTL), negative polarity
11	I	ISO_INC1_P	INC1 differential input (G2: RS-422, H2: HTL), positive polarity
12	PWR	ISO_GND	I/O GND 0V



## Dimensions



## Explanation

DN	DigitalNumber (equals to LSB)
e <sup>-</sup>	Electrons

## Order Information

MV1-D1024E-80-G2-12	BW model
---------------------	----------

## Compatibility



**Photonfocus AG**  
Bahnhofplatz 10  
CH-8853 Lachen SZ  
Switzerland

Phone: +41 55 451 00 00  
[www.photonfocus.com](http://www.photonfocus.com)  
[info@photonfocus.com](mailto:info@photonfocus.com)